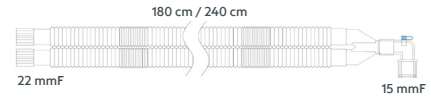




**NOVO BC Extend Ausziehbares Zweischlauch-Beatmungssystem**

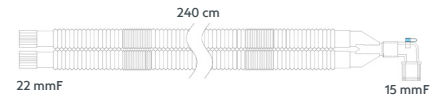
**Ausstattung E**

NOVO BC Extend 180E REF N20418010  
 NOVO BC Extend 240E REF N20424010



**Ausstattung SE**

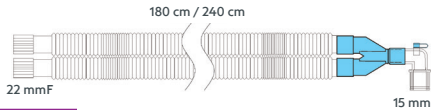
NOVO BC Extend 240SE REF N20424030



**NOVO BC Extend Kids Ausziehbares Zweischlauch-Beatmungssystem**

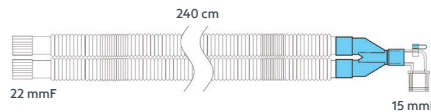
**Ausstattung E**

NOVO BC Extend Kids 180E REF N20418011  
 NOVO BC Extend Kids 240E REF N20424011



**Ausstattung SE**

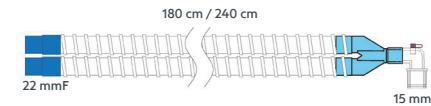
NOVO BC Extend Kids 240SE REF N20424031



**NOVO BC Smoothbore Innen glattes Beatmungsschlauchsystem**

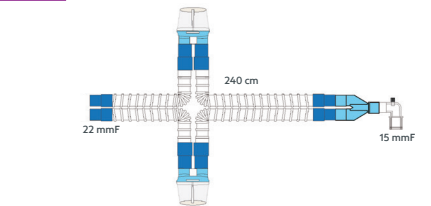
**Ausstattung E**

NOVO BC Smoothbore 180E REF N20318030  
 NOVO BC Smoothbore 240E REF N20324010



**Ausstattung SE WT**

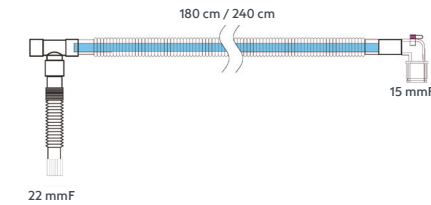
NOVO BC Smoothbore 240SE WT REF N20324035



**NOVO BC Coax / NOVO BC Coax Set Koaxiales Beatmungsschlauchsystem**

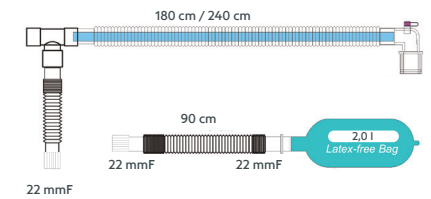
**Ausstattung E**

NOVO BC Coax 180E REF N20118010  
 NOVO BC Coax 240E REF N20124010



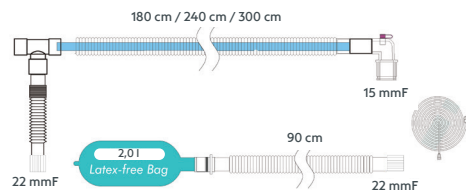
**Ausstattung SE**

NOVO BC Coax 180SE REF N20118030  
 NOVO BC Coax 240SE REF N20124030



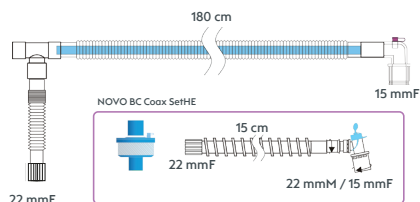
**Ausstattung CSE**

NOVO BC Coax 180CSE REF N20118040  
 NOVO BC Coax 240CSE REF N20124040  
 NOVO BC Coax 300CSE REF N20130040



**Ausstattung HE**

NOVO BC Coax Se 180HE REF N20118017

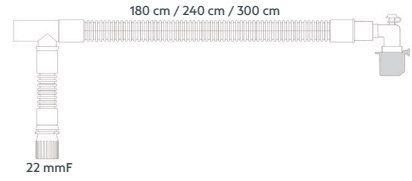




**NOVO BC QTube™ Bilumen 2-Kammer Beatmungsschlauchsystem**

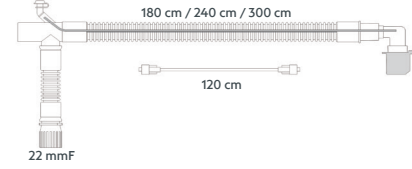
**Ausstattung E**

- NOVO BC QTube™ Bilumen 180E REF IC-QT 180 E
- NOVO BC QTube™ Bilumen 240E REF IC-QT 240 E
- NOVO BC QTube™ Bilumen 300E REF IC-QT 300 E



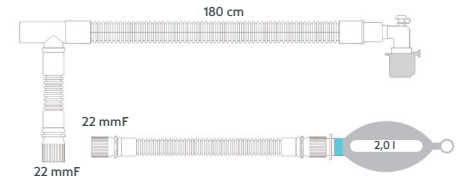
**Ausstattung CE**

- NOVO BC QTube™ Bilumen 180CE REF IC-QT 180 CE
- NOVO BC QTube™ Bilumen 240CE REF IC-QT 240 CE
- NOVO BC QTube™ Bilumen 300CE REF IC-QT 300 CE



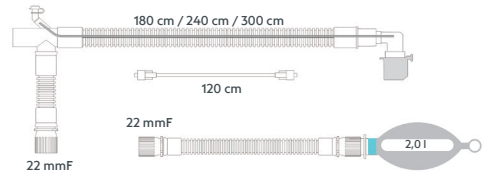
**Ausstattung SE**

- NOVO BC QTube™ Bilumen 180SE REF IC-QT 180 SE



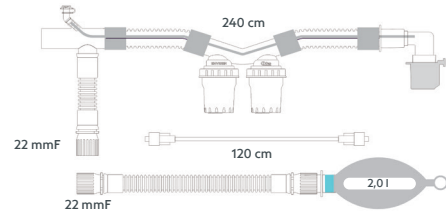
**Ausstattung CSE**

- NOVO BC QTube™ Bilumen 180CSE REF IC-QT 180 CSE
- NOVO BC QTube™ Bilumen 240CSE REF IC-QT 240 CSE
- NOVO BC QTube™ Bilumen 300CSE REF IC-QT 300 CSE



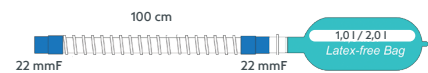
**Ausstattung CSE WT**

- NOVO BC QTube™ Bilumen 180CSE WT REF IC-QT 180 CSE WT
- NOVO BC QTube™ Bilumen 240CSE WT REF IC-QT 240 CSE WT



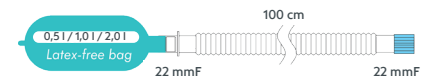
**NOVO BA Breathing Bag Handbeatmungsschlauch innen glatt mit Atembeutel**

- NOVO BA Breathing Bag 1/100 REF N22010001
- NOVO BA Breathing Bag 2/100 REF N22010002

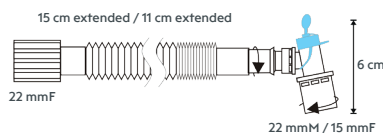


**NOVO BA Breathing Bag Corrugated Handbeatmungsschlauch Faltenschlauch mit Atembeutel**

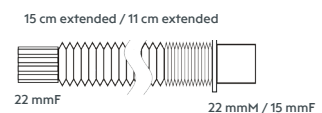
- NOVO BA Breathing Bag Corrugated 0,5/100 REF N22010105
- NOVO BA Breathing Bag Corrugated 1/100 REF N22010101
- NOVO BA Breathing Bag Corrugated 2/100 REF N22010102



**NOVO CM Extend / Straight S Tubusverlängerung**



- NOVO CM 15 Extend S REF N22220410



- NOVO CM 15 Extend Straight S REF N22220411

**NOVO CM Smoothbore S Tubusverlängerung**

- NOVO CM 15 Smoothbore REF N22220310
- NOVO CM 20 Smoothbore REF N22220200

